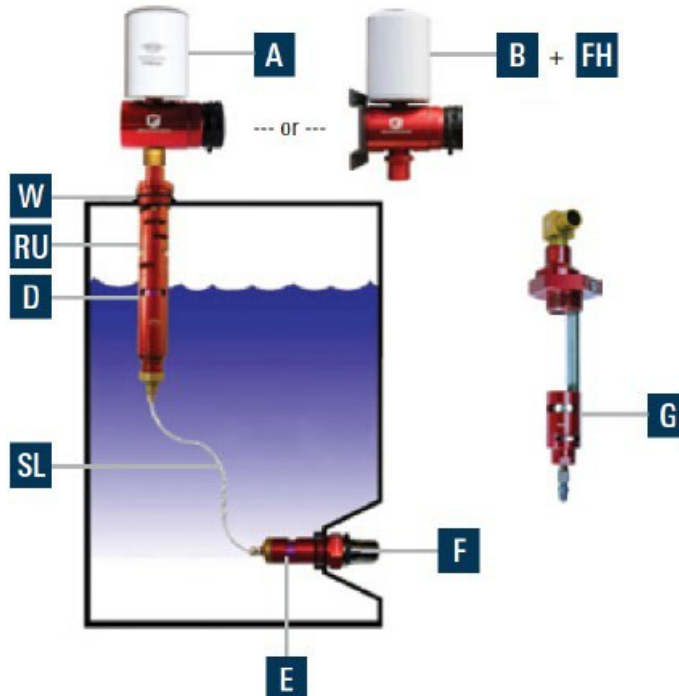


PRESSURELESS DIESEL SYSTEMS

INTERNAL SIGNAL LINE APPLICATION



FAST FILL SPECIAL APPLICATION SYSTEMS ARE ALSO AVAILABLE FOR VARIOUS OEM'S

- ◆ CAT GRADERS (WITH AND WITHOUT FACTORY PRESSURELESS SYSTEMS)
- ◆ CAT WHEEL LOADERS
- ◆ CAT HAUL TRUCKS
- ◆ CAT ARTICULATED DUMP TRUCKS
- ◆ CAT DOZERS
- ◆ JOHN DEERE MOTOR GRADERS
- ◆ LEIBHERR HAUL TRUCKS
- ◆ TEREX HAUL TRUCKS

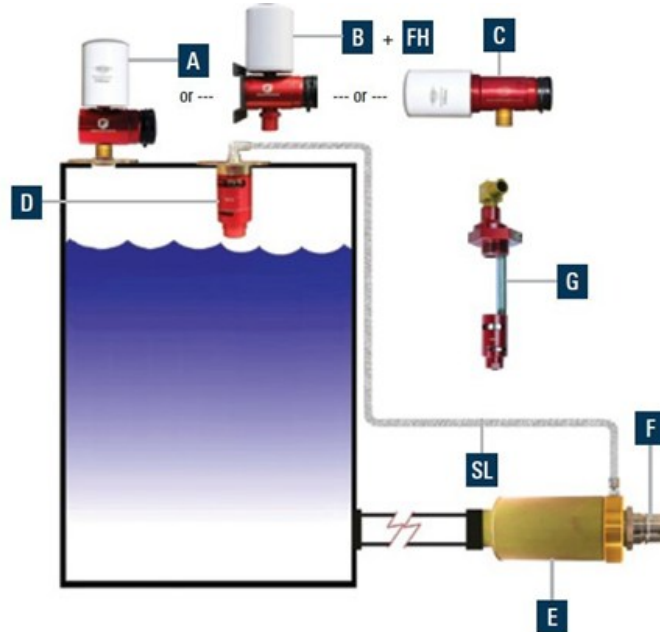
KIT COMPONENTS	
A	FFV150-PL (3 MICRON FILTER/VENT ASSEMBLY) DIRECT MOUNT FILTER ASSEMBLY (DM)
B	FFV150 REMOTE FILTER ASSEMBLY (CONNECT WITH FH) (RM)
KIT INCLUSIONS	
D	PLA150-M-VLC (STANDARD 5 SPACES)
E	PLA150-M-SVDIESEL INLET VALVE
F	R150-CVRC-J DIESEL RECEIVER
G	PLA150-M-VLCE LEVEL CONTROL
ACCESSORIES (TO BE ORDERED SEPARATELY)	
SL	INTERNAL SIGNAL LINE (SEE PAGE 19 FOR LENGTHS)
W	FV-P-8 2" NPT 1/2 SOCKET
RU	REMOVABLE ULLAGE SPACERS PLA-M-10 TO ADJUST SHUT-OFF LEVEL
FH	FILTER HOSE, 32MM HOSE LENGTH MUST BE SPECIFIED

- ◆ KIT P/N PLA150-MICFFVDM DIRECT MOUNT FILTER ASSEMBLY (COMPONENTS A, D, E, F)
- ◆ KIT P/N PLA150-MICFFVRM REMOTE MOUNT FILTER ASSEMBLY (COMPONENTS B, D, E, F)
SIGNAL LINE NOT INCLUDED

Only Trust your "FLUID EQUIPMENT SPECIALISTS"

PRESSURELESS DIESEL SYSTEMS

EXTERNAL SIGNAL LINE APPLICATION



FAST FILL SPECIAL APPLICATION SYSTEMS ARE ALSO AVAILABLE FOR VARIOUS OEM'S

- ◆ CAT GRADERS (WITH AND WITHOUT FACTORY PRESSURELESS SYSTEMS)
- ◆ CAT WHEEL LOADERS
- ◆ CAT HAUL TRUCKS
- ◆ CAT ARTICULATED DUMP TRUCKS
- ◆ CAT DOZERS
- ◆ JOHN DEERE MOTOR GRADERS
- ◆ LEIBHERR HAUL TRUCKS
- ◆ TEREX HAUL TRUCKS
- ◆ TEREX O&K SHOVELS

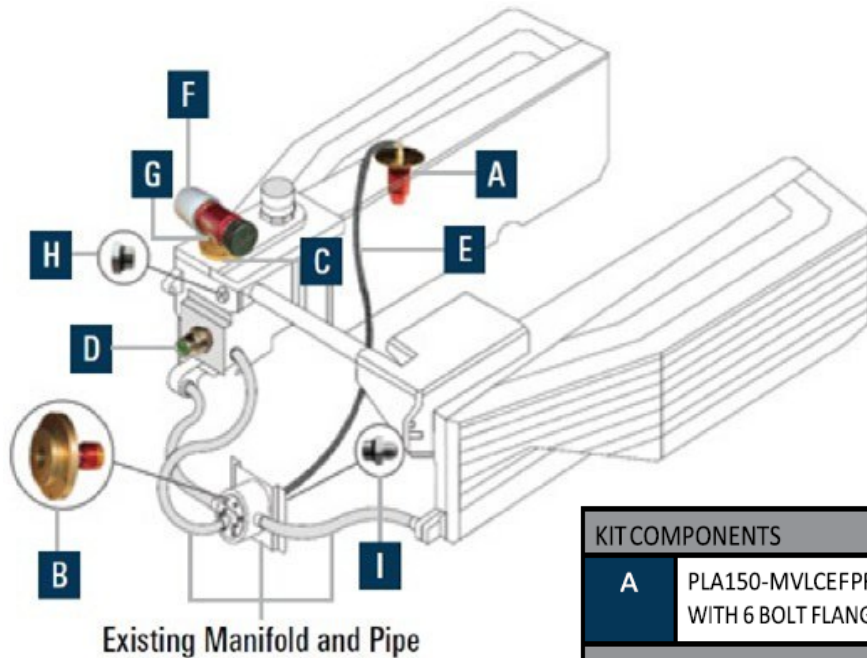
KIT COMPONENTS	
A	FFV150-PL (3 MICRON FILTER / VENT ASSEMBLY) DIRECT MOUNT FILTER ASSEMBLY (DM)
B	FFV150 REMOTE FILTER ASSEMBLY (CONNECT WITH FH) (RM)
C	FFV150-LP LOW PROFILE FILTER ASSEMBLY (LP)
KIT INCLUSIONS	
D	PLA150-M-VLCE-F VENT LEVEL CONTROL WITH REMOVEABLE SPACERS TO ADJUST SHUT-OFF LEVEL
E	PLA150-M-RRM-2 REMOTE CAN ASSY AS A REMOTE FILL POINT WITH EXTERNAL SIGNAL LINE CONNECTION AND CVRC-J RECEIVER
F	R150-CVRC-J
G	PLA150-M-VLCE LEVEL CONTROL
ACCESSORIES (TO BE ORDERED SEPARATELY)	
SL	EXTERNAL SIGNAL LINE (SUPPLIED BY CUSTOMERS)
FH	FILTER HOSE, 32MM HOSE LENGTH MUST BE SPECIFIED

- ◆ KIT P/N PLA150-EXTFFVDM DIRECT MOUNT FILTER ASSEMBLY (COMPONENTS A, G, E, F)
- ◆ KIT P/N PLA150-EXTFFVRM REMOTE MOUNT FILTER ASSEMBLY (COMPONENTS B, G, E, F)
- ◆ KIT P/N PLA150-EXTFFVDMLP DIRECT MOUNT LOW PROFILE FILTER ASSEMBLY (COMPONENTS C, G, E, F)

Only Trust your "FLUID EQUIPMENT SPECIALISTS"

PRESSURELESS DIESEL SYSTEMS

CAT 14H & 16H TWIN TANK PRESSURELESS SYSTEMS



KIT COMPONENTS	
A	PLA150-MVLCFPRESSURELESSVENTLEVELCONTROLLER WITH 6 BOLT FLANGE (REPLACES CAT® #222-9201, 212-4621)
KIT INCLUSIONS	
B	PLA150-M SV61-M 12 BOLT FLANGE WITH PRESSURELESSVALVEASSYWITHCODE61FLANGEFORCAT® MANIFOLD ONLY (DOES NOT INCLUDE RECEIVER)
C	PLA150-MVF 6 BOLT FLANGE FOR 2" NPT (REPLACES
D	R150SC-JSTEELFUELRECEIVERWITHCAPANDGREEN
E	PL-P-6STAINLESSSTEEL3.4MSIGNALLINEWITH#6 JIC
F	FFV150-LP3 MICRON FILTER VENT ASSEMBLY FOR PRESSURELESS SYSTEMS
G	PLA-P-382" MNPT TO 1" FNPT BUSHING
H	PLA-S-5MB PLUG FOR EXISTING SIGNAL LINE A PT OR
I	PLA-S-5MB-6MJ ADAPTOR FOR BACK OF EXISTING

FAST FILL SPECIAL APPLICATION SYSTEMS ARE ALSO AVAILABLE FOR VARIOUS OEM'S

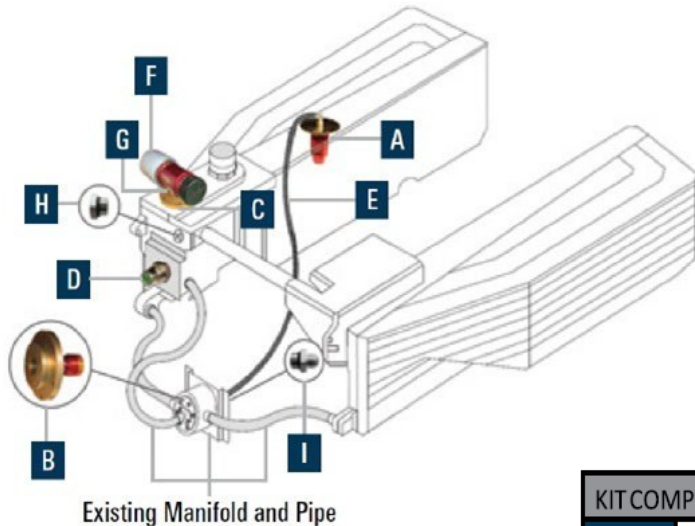
- ◆ CAT GRADERS (WITH AND WITHOUT FACTORY PRESSURELESS SYSTEMS)
- ◆ CAT WHEEL LOADERS
- ◆ CAT HAUL TRUCKS
- ◆ CAT ARTICULATED DUMP TRUCKS
- ◆ CAT DOZERS
- ◆ JOHN DEERE MOTOR GRADERS
- ◆ LEIBHERR HAUL TRUCKS
- ◆ TEREX HAUL TRUCKS
- ◆ TEREX O&K SHOVELS

- ◆ KIT P/N PLA150-CATFFRRMDMLP DIRECT MOUNT LOW PROFILE FILTER ASSEMBLY (COMPONENTS A, B, C, D, E, F, G, H, I)

Only Trust your "FLUID EQUIPMENT SPECIALISTS"

PRESSURELESS DIESEL SYSTEMS

CAT 14H & 16H TWIN TANK PRESSURELESS SYSTEMS WITH FACTORY PRESSURELESS



FAST FILL SPECIAL APPLICATION SYSTEMS ARE ALSO AVAILABLE FOR VARIOUS OEM'S

- ◆ CAT GRADERS (WITH AND WITHOUT FACTORY PRESSURELESS SYSTEMS)
- ◆ CAT WHEEL LOADERS
- ◆ CAT HAUL TRUCKS
- ◆ CAT ARTICULATED DUMP TRUCKS
- ◆ CAT DOZERS
- ◆ JOHN DEERE MOTOR GRADERS
- ◆ LEIBHERR HAUL TRUCKS
- ◆ TEREX HAUL TRUCKS
- ◆ TEREX O&K SHOVELS

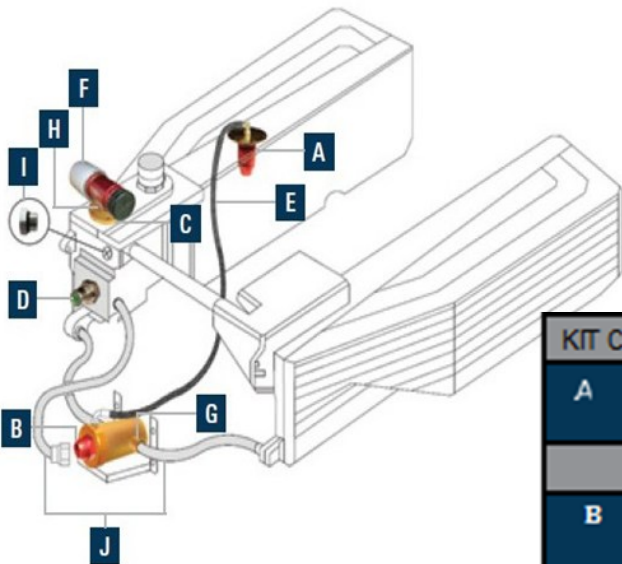
KIT COMPONENTS	
A	PLA150-MVLCEFPRESSURELESSVENTLEVELCONTROLLER WITH 6 BOLT FLANGE (REPLACES CAT® #222-9201, 212-4621)
KIT INCLUSIONS	
B	PLA150-M SV61-M 12 BOLT FLANGE WITH PRESSURELESSVALVEASSYWITHCODE61FLANGEFORCAT® MANIFOLD ONLY (DOES NOT INCLUDE RECEIVER)
C	PLA150-MVF 6 BOLT FLANGE FOR 2" NPT (REPLACES
D	R150SC-JSTEELFUELRECEIVERWITHCAPANDGREEN
E	PL-P-6STAINLESSSTEEL3.4MSIGNALLINEWITH#6 JIC
F	FFV150-LP3 MICRON FILTER VENT ASSEMBLY FOR PRESSURELESS SYSTEMS
G	PLA-P-382" MNPT TO 1" FNPT BUSHING
H	PLA-S-5MB PLUG FOR EXISTING SIGNAL LINE APTOR
I	PLA-S-5MB-6MJ ADAPTOR FOR BACK OF EXISTING

- ◆ KIT P/N PLA150-CATFFMDMLP DIRECT MOUNT LOW PROFILE FILTER ASSEMBLY (COMPONENTS A, B, C, D, E, F, G, H, I)

Only Trust your "FLUID EQUIPMENT SPECIALISTS"

PRESSURELESS DIESEL SYSTEMS

CAT 14H & 16H TWIN TANK PRESSURELESS SYSTEMS WITHOUT FACTORY PRESSURELESS



FAST FILL SPECIAL APPLICATION SYSTEMS ARE ALSO AVAILABLE FOR VARIOUS OEM'S

- ◆ CAT GRADERS (WITH AND WITHOUT FACTORY PRESSURELESS SYSTEMS)
- ◆ CAT WHEEL LOADERS
- ◆ CAT HAUL TRUCKS
- ◆ CAT ARTICULATED DUMP TRUCKS
- ◆ CAT DOZERS
- ◆ JOHN DEERE MOTOR GRADERS
- ◆ LEIBHERR HAUL TRUCKS
- ◆ TEREX HAUL TRUCKS
- ◆ TEREX O&K SHOVELS

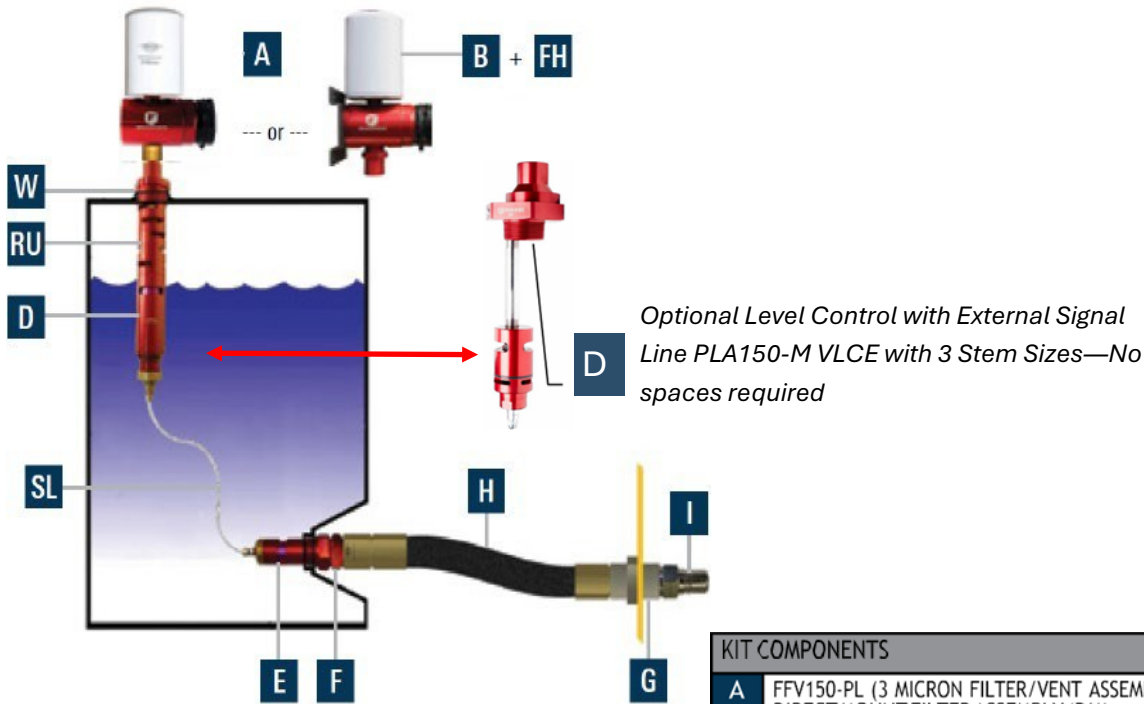
KIT COMPONENTS	
A	PLA150-MVLCE FPRESSURE LESSVENLEVELCONTROLLER
KIT INCLUSIONS	
B	ADIS0J 2" NPTXJICADAPTOR FOR REMOTE MOUNT
C	PLA150-MVF6BOLT FLANGE FOR 2" NPT(REPLACES
D	RIS0SC-JSTEEL FUELRECEIVERWITHCAPANDGREEN
E	PL-P-6STAINLESSSTEEL3.4MSIGNALLINEWITH#6 JIC
F	FFVIS0-LP 3MICRON FILTERVENT ASSEMBLY FOR
G	PLA150-MRRM-2CM SHUTOFF VALVE ASSEMBLY CANWITH2FUELHOSECONNECTIONSANDMOUNTING BRACKET (DOES NOT INCLUDE RECEIVER (REPLACES
H	PLA-P-382"MNPTT01"FNPTBUSHING
I	PLA-S-SMBPLUGFOREXISTINGSIGNALLINEADAPTOR
ACCESSORIES (TO BE ORDERED SEPARATELY)	
J	HOSE AND COUPLERS (TO BE PROVIDED BY CUSTOMER)

- ◆ KIT P/N PLA150-CATFFRMDMLP DIRECT MOUNT LOW PROFILE FILTER ASSEMBLY (COMPONENTS A, B, C, D, E, F, G, H, I)

Only Trust your "FLUID EQUIPMENT SPECIALISTS"

PRESSURELESS DIESEL SYSTEMS

INTERNAL SIGNAL LINE FOR REMOTE FILL PRESSURELESS DIESEL TANKS



FAST FILL SPECIAL APPLICATION SYSTEMS ARE ALSO AVAILABLE FOR VARIOUS OEM'S

- ◆ CAT GRADERS (WITH AND WITHOUT FACTORY PRESSURELESS SYSTEMS)
- ◆ CAT WHEEL LOADERS
- ◆ CAT HAUL TRUCKS
- ◆ CAT ARTICULATED DUMP TRUCKS
- ◆ CAT DOZERS
- ◆ JOHN DEERE MOTOR GRADERS
- ◆ LEIBHERR HAUL TRUCKS
- ◆ TEREX HAUL TRUCKS
- ◆ TEREX O&K SHOVELS

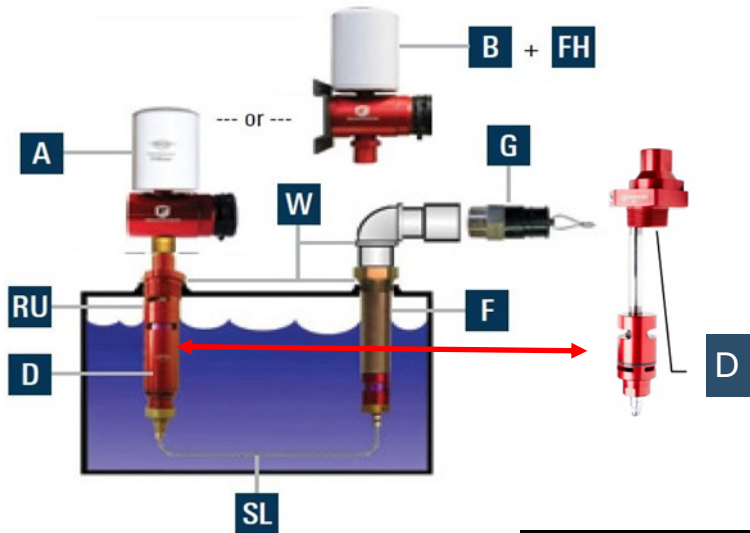
KIT COMPONENTS	
A	FFV150-PL (3 MICRON FILTER/VENT ASSEMBLY) DIRECT MOUNT FILTER ASSEMBLY (DM)
B	FFV150 REMOTE FILTER ASSEMBLY (CONNECT WITH FH) (RM)
KIT INCLUSIONS	
D	PLA150-M-VLC LEVEL CONTROL
E	PLA150-M-SV DIESEL INLET VALVE
F	AD150-J ADAPTOR
I	R150SC-J RECEIVER
ACCESSORIES (TO BE ORDERED SEPARATELY)	
SL	INTERNAL SIGNAL LINE (SEE PAGE 19 FOR LENGTHS)
W	FV-P-8 2" NPT 1/2 SOCKET
RU	REMOVABLE ULLAGE SPACERS PLA-M-10 TO ADJUST SHUT-OFF LEVEL
FH	FILTER HOSE, 32MM HOSE LENGTH MUST BE SPECIFIED
G	2" NPT SOCKET OR ALTERNATIVELY A FAST FILL FLUSH MOUNT FLANGE
H	HOSE AND COUPLERS (TO BE PROVIDED BY CUSTOMER)

- ◆ KIT P/N PLA150-MARFFVDM DIRECT MOUNT FILTER ASSEMBLY (COMPONENTS A, D, E, F, I,)
- ◆ KIT P/N PLA150-MARFFVRM REMOTE MOUNT FILTER ASSEMBLY (COMPONENTS B, D, E, F, I) SIGNAL LINE NOT INCLUDED. (Standard Signal Line PL-P-6)

Only Trust your "FLUID EQUIPMENT SPECIALISTS"

PRESSURELESS DIESEL SYSTEMS

MICRO TOP FILL SYSTEM FOR SHALLOW PONTOON & TOP FILL GENERATOR SET PRESSURELESS DIESEL TANKS



Optional Level Control with External Signal Line PLA150-M VLCE with 3 Stem Sizes—No spaces required



FAST FILL SPECIAL APPLICATION SYSTEMS ARE ALSO AVAILABLE FOR VARIOUS OEM'S

- ◆ CAT GRADERS (WITH AND WITHOUT FACTORY PRESSURELESS SYSTEMS)
- ◆ CAT WHEEL LOADERS
- ◆ CAT HAUL TRUCKS
- ◆ CAT ARTICULATED DUMP TRUCKS
- ◆ CAT DOZERS
- ◆ JOHN DEERE MOTOR GRADERS
- ◆ LEIBHERR HAUL TRUCKS
- ◆ TEREX HAUL TRUCKS
- ◆ TEREX O&K SHOVELS

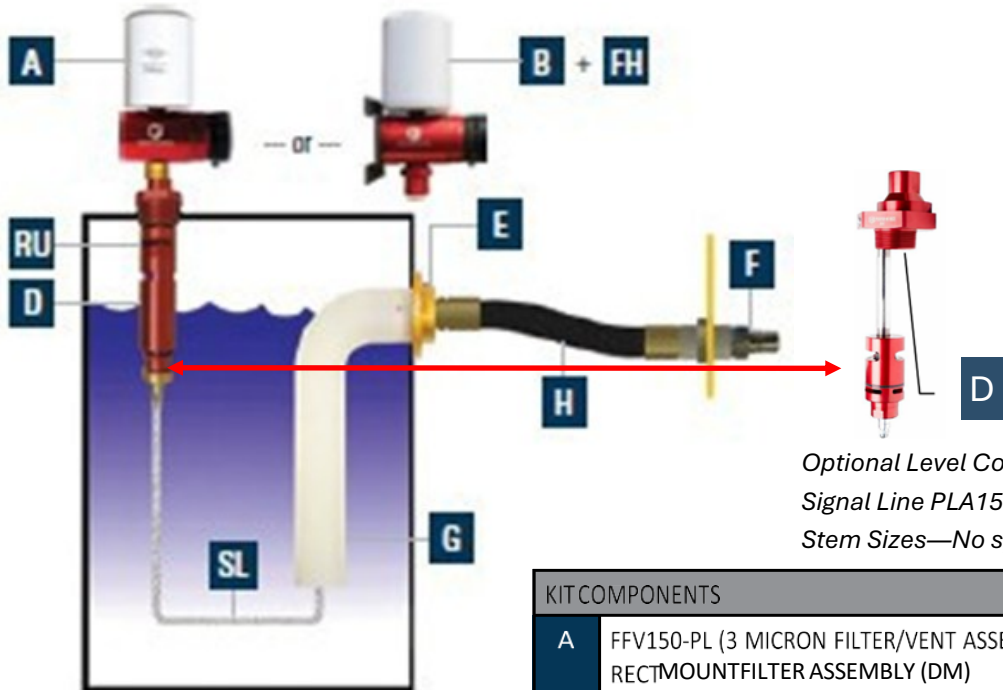
KIT COMPONENTS	
A	FFV150PL (3 MICRON FILTER/VENT ASSEMBLY) DIRECT MOUNT FILTER ASSEMBLY (DM)
B	FFV150 REMOTE FILTER ASSEMBLY (CONNECT WITH FH) (RM)
KIT INCLUSIONS	
D	PLA150-M-VLC VENT LEVEL CONTROLLER ASSEMBLY
F	PLA150-M-SV7 (7" DROP) SHUT-OFF VALVE ASSEMBLY
G	R150-SC-J RECEIVER & DUST CAP
ACCESSORIES (TO BE ORDERED SEPARATELY)	
SL	INTERNAL SIGNAL LINE (SEE PAGE 19 FOR LENGTHS)
W	FV-P-8 2" NPT 1/2 SOCKET
RU	REMOVABLE ULLAGE SPACERS PLA-M-10 TO ADJUST SHUT-OFF LEVEL
FH	FILTER HOSE, 32MM HOSE LENGTH MUST BE SPECIFIED

- ◆ KIT P/N PLA150-PONFFVDM DIRECT MOUNT FILTER ASSEMBLY (COMPONENTS A, D, F, G)
- ◆ KIT P/N PLA150-PONFFVRM REMOTE MOUNT FILTER ASSEMBLY (COMPONENTS B, D, F, G) SIGNAL LINE NOT INCLUDED. (Standard Signal Line PL-P-6)

Only Trust your "FLUID EQUIPMENT SPECIALISTS"

PRESSURELESS DIESEL SYSTEMS

INTERNAL SIGNAL LINE FOR CAT® PRESSURELESS DIESEL TANKSWITH “CANDY CANE” ANTI-FOAM ATTACHMENT



Optional Level Control with External Signal Line PLA150-M VLCE with 3 Stem Sizes—No spaces required

KIT COMPONENTS	
A	FFV150-PL (3 MICRON FILTER/VENT ASSEMBLY) DIRECT MOUNT FILTER ASSEMBLY (DM)
B	FFV150 REMOTE FILTER ASSEMBLY (CONNECT WITH FH) (RM)
KIT INCLUSIONS	
D	PLA-M-VLC VENT LEVEL CONTROLLER ASSEMBLY
E	PLA150-M SV61-12 12 BOLT FLANGE W/PRESSURELESS SHUT OFF VALVE ASSEMBLY W/INTERNAL SIGNAL LINE CONN-
F	R150DC-J RECEIVER & CAP
ACCESSORIES (TO BE ORDERED SEPARATELY)	
SL	INTERNAL SIGNAL LINE (SEE PAGE 19 FOR LENGTHS)
RU	REMOVABLE ULLAGE SPACERS PLA-M-10 TO ADJUST SHUT-OFF LEVEL
FH	FILTER HOSE, 32MM HOSE LENGTH MUST BE SPECIFIED
G	"CANDY CANE" FURNISHED BY CAT®
H	HOSE AND COUPLERS (TO BE PROVIDED BY CUSTOMERS)

FAST FILL SPECIAL APPLICATION SYSTEMS ARE ALSO AVAILABLE FOR VARIOUS OEM'S

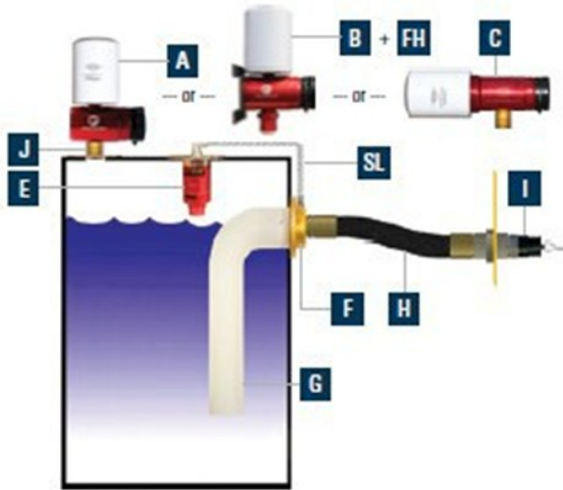
- ◆ CAT GRADERS (WITH AND WITHOUT FACTORY PRESSURELESS SYSTEMS)
- ◆ CAT WHEEL LOADERS
- ◆ CAT HAUL TRUCKS
- ◆ CAT ARTICULATED DUMP TRUCKS
- ◆ CAT DOZERS
- ◆ JOHN DEERE MOTOR GRADERS
- ◆ LEIBHERR HAUL TRUCKS
- ◆ TEREX HAUL TRUCKS
- ◆ TEREX O&K SHOVELS

- ◆ KIT P/N PLA150-CATFFVDM DIRECT MOUNT FILTER ASSEMBLY (COMPONENTS A, D, F, G)
- ◆ KIT P/N PLA150-CATFFVRM REMOTE MOUNT FILTER ASSEMBLY (COMPONENTS B, D, F, G) SIGNAL LINE NOT INCLUDED. (Standard Signal Line PL-P-6)

Only Trust your “FLUID EQUIPMENT SPECIALISTS”

PRESSURELESS DIESEL SYSTEMS

EXTERNAL SIGNAL LINE FOR CAT® PRESSURELESS DIESEL TANKS WITH “CANDY CANE” ANTI-FOAM ATTACHMENT WITH FACTORY PRESSURELESS



FAST FILL SPECIAL APPLICATION SYSTEMS ARE ALSO AVAILABLE FOR VARIOUS OEM'S

- ◆ CAT GRADERS (WITH AND WITHOUT FACTORY PRESSURELESS SYSTEMS)
- ◆ CAT WHEEL LOADERS
- ◆ CAT HAUL TRUCKS
- ◆ CAT ARTICULATED DUMP TRUCKS
- ◆ CAT DOZERS
- ◆ JOHN DEERE MOTOR GRADERS
- ◆ LEIBHERR HAUL TRUCKS
- ◆ TEREX HAUL TRUCKS
- ◆ TEREX O&K SHOVELS

KIT COMPONENTS	
A	FFV150-PL (3 MICRON FILTER/VENT ASSEMBLY) DIRECT MOUNT FILTER ASSEMBLY (DM)
B	FFV150 REMOTE FILTER ASSEMBLY (CONNECT WITH FH) (RM)
C	FFV150-LP LOW PROFILE FILTER ASSEMBLY (LP)
KIT INCLUSIONS	
E	PLA150-MVLCE F VENT LEVEL CONTROLLER WITH REMOVEABLE SPACERS TO ADJUST SHUT-OFF LEVEL
F	PLA150-M SV61-12 12 BOLT FLANGE W/PRESSURELESS SHUT OFF VALVE ASSEMBLY W/INTERNAL SIGNAL LINE CONNECTIONS
I	R150DC-J RECEIVER & CAP
ACCESSORIES (TO BE ORDERED SEPARATELY)	
SL	EXTERNAL SIGNAL LINE (SUPPLIED BY CUSTOMERS)
FH	FILTER HOSE, 32MM HOSE LENGTH MUST BE SPECIFIED
G	"CANDY CANE" FURNISHED BY CAT®
H	HOSE AND COUPLERS (TO BE PROVIDED BY CUSTOMERS)
J	1" STANDPIPE AND 2 SOCKETS (TO BE PROVIDED BY CUSTOMERS)

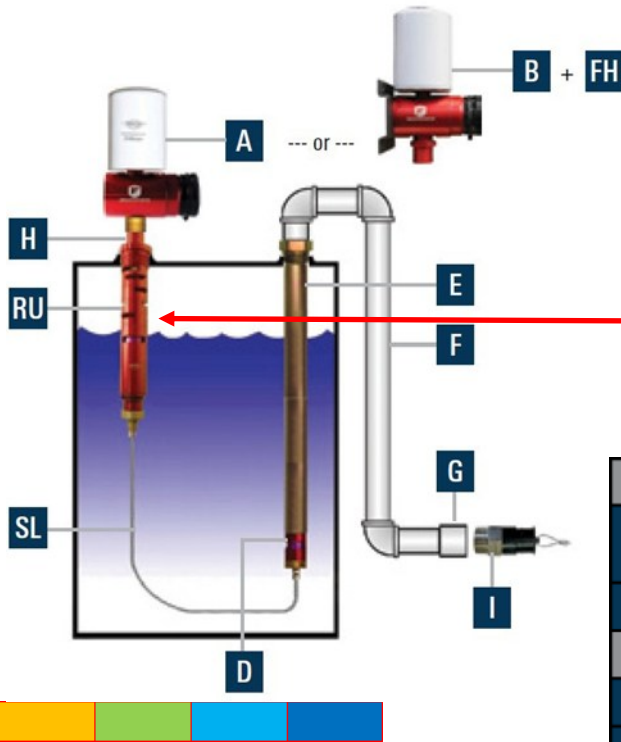
- ◆ KIT P/N PLA150-EXCATFFVDM DIRECT MOUNT FILTER ASSEMBLY (COMPONENTS A, E, F, I)
- ◆ KIT P/N PLA150-EXCATFFVRM REMOTE MOUNT FILTER ASSEMBLY (COMPONENTS B, E, F, I)
- ◆ KIT P/N PLA150-EXCATFFVDMLP DIRECT MOUNT LOW PROFILE FILTER ASSEMBLY (COMPONENTS C, E, F, I)

SIGNAL LINE NOT INCLUDED. (Standard Signal Line PL-P-6)

Only Trust your “FLUID EQUIPMENT SPECIALISTS”

PRESSURELESS DIESEL SYSTEMS

TOP FILL SYSTEM FOR PRESSURELESS DIESEL TANKS



Optional Level Control with External Signal Line PLA150-M VLCE with 3 Stem Sizes—No spaces required

KIT COMPONENTS	
A	FFV150-PL (3 MICRON FILTER/VENT ASSEMBLY) DIRECT MOUNT FILTER ASSEMBLY (DM)
B	FFV150 REMOTE FILTER ASSEMBLY (CONNECT WITH FH) (RM)
KIT INCLUSIONS	
D	SHUT-OFF VALVE
E	DROP DOWN TUBE IN 12" SEGMENTS (2 STANDARD, ADDITIONAL SEGMENTS PL-M-5) PLA150-M-SV-1 (12" DROP) OR PLA150-M-SV-2 (24" DROP)
H	PLA150-M-VLC LEVEL CONTROL
I	R150SC-J RECEIVER & DUST CAP
ACCESSORIES (TO BE ORDERED SEPARATELY)	
SL	INTERNAL SIGNAL LINE (SEE PAGE 19 FOR LENGTHS)
RU	REMOVABLE ULLAGE SPACERS PLA-M-10 TO ADJUST SHUT-OFF LEVEL
FH	FILTER HOSE, 32MM HOSE LENGTH MUST BE SPECIFIED
F	2" PIPE WITH NPT THREADS OR A SUITABLE 2" ID DIESEL HOSE & FITTINGS PLUS SUITABLE ADAPTOR FITTINGS
G	2" NPT SOCKET OR FF#C BELL HOUSING

FAST FILL SPECIAL APPLICATION SYSTEMS ARE ALSO AVAILABLE FOR VARIOUS OEM'S

- ◆ CAT GRADERS (WITH AND WITHOUT FACTORY PRESSURELESS SYSTEMS)
- ◆ CAT WHEEL LOADERS
- ◆ CAT HAUL TRUCKS
- ◆ CAT ARTICULATED DUMP TRUCKS
- ◆ CAT DOZERS
- ◆ JOHN DEERE MOTOR GRADERS
- ◆ LEIBHERR HAUL TRUCKS
- ◆ TEREX HAUL TRUCKS
- ◆ TEREX O&K SHOVELS

- ◆ KIT P/N PLA150-TOPFFVDM12 DIRECT MOUNT FILTER ASSEMBLY (COMPONENTS A, C, I, E1)
 - ◆ KIT P/N PLA150-TOPFFVRM12 REMOTE MOUNT FILTER ASSEMBLY (COMPONENTS B, C, I, E1)
 - ◆ KIT P/N PLA150-TOPFFVDM24 DIRECT MOUNT FILTER ASSEMBLY (COMPONENTS A, C, I, E2)
 - ◆ KIT P/N PLA150-TOPFFVRM24 REMOTE MOUNT FILTER ASSEMBLY (COMPONENTS B, C, I, E2)
- SIGNAL LINE NOT INCLUDED. (Standard Signal Line PL-P-6)

Only Trust your "FLUID EQUIPMENT SPECIALISTS"