

Grease Injectors

PG-SL1, PG-SLV, PG-SLV-XL, PG-SL11



Automatic Lubrication Systems





PG-SL-1—GREASE INJECTORS

The PG-SL-1 Lubrication Injector seamlessly integrates into your single-line, high-pressure centralised lubrication system, ensuring smooth and tailored performance.

Indicator pins give you instant operational status and the modular design allows for swift disassembly and individual part replacement, minimising downtime and maximising efficiency.



Parameters	Details
Maximum Injector Displacement	1.31 cc
Minimum Injector Displacement	0.131cc
Maximum Working Pressure	241bar
Minimum Working Pressure	127 bar
Recommended Working Pressure	172 bar
Pressure After Relief	41bar
Mounting Base Inlet Interface	3/8" NPTF
Injector Outlet Interface	1/8" NPTF

PAGULD SL-1 Injector Range



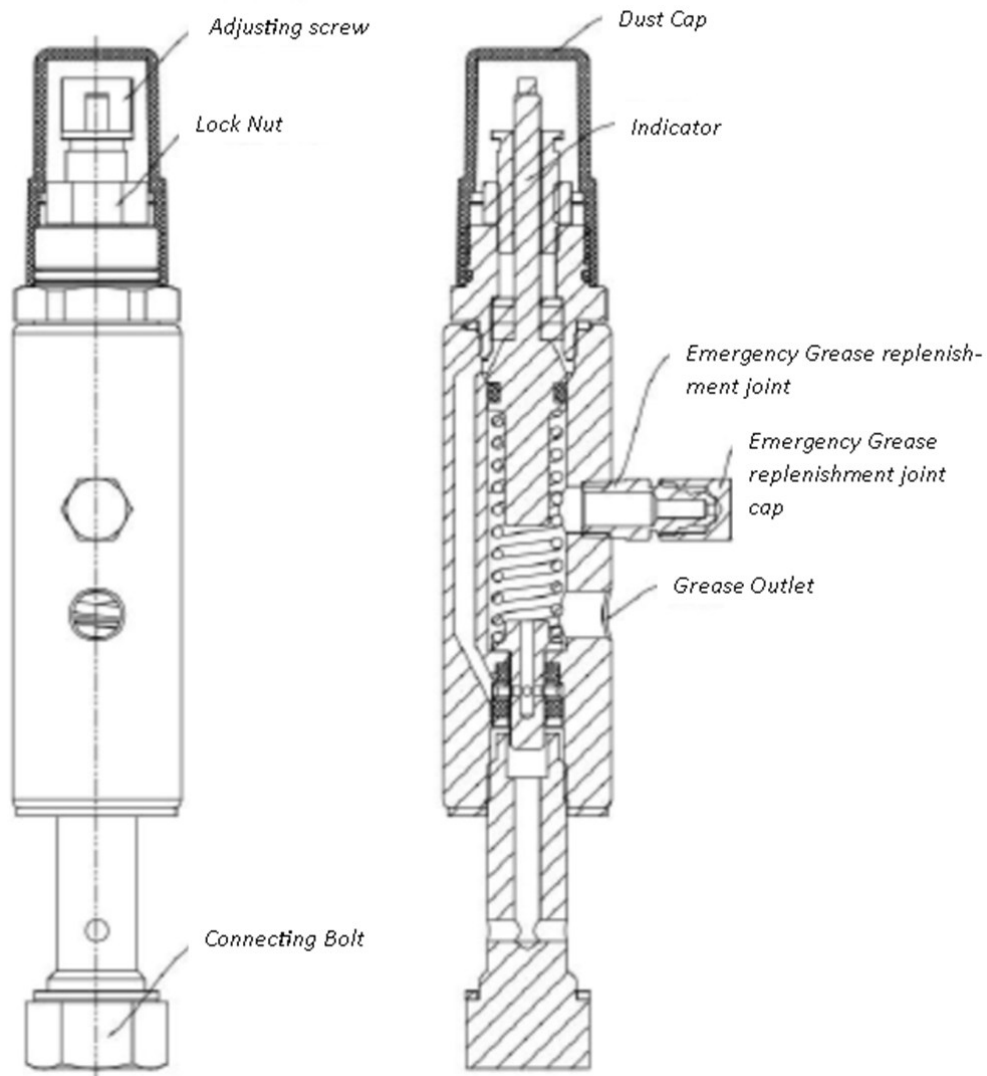
PART NUMBER	DESCRIPTION
PG-904-1106646-00	PAGULD SL-1 SINGLE REPLACEMENT INJECTOR (NO BANK)
PG-904-110851-01	PAGULD SL-1 INJECTOR BANK WITH PROTECTIVE CAP (1 BANK) OUTPUT= MIN 0.131 -1.31cc, WP 127-241BAR (172), VENT 41 BAR, OUTLET 1/8NPTF
PG-904-110851-02	PAGULD SL-1 INJECTOR BANK WITH PROTECTIVE CAP (2 BANK) OUTPUT= MIN 0.131 -1.31cc, WP 127-241BAR (172), VENT 41 BAR, OUTLET 1/8NPTF
PG-904-110851-03	PAGULD SL-1 INJECTOR BANK WITH PROTECTIVE CAP (3 BANK) OUTPUT= MIN 0.131 -1.31cc, WP 127-241BAR (172), VENT 41 BAR, OUTLET 1/8NPTF
PG-904-110851-04	PAGULD SL-1 INJECTOR BANK WITH PROTECTIVE CAP (4 BANK) OUTPUT= MIN 0.131 -1.31cc, WP 127-241BAR (172), VENT 41 BAR, OUTLET 1/8NPTF
PG-904-110851-05	PAGULD SL-1 INJECTOR BANK WITH PROTECTIVE CAP (5 BANK) OUTPUT= MIN 0.131 -1.31cc, WP 127-241BAR (172), VENT 41 BAR, OUTLET 1/8NPTF
PG-904-110851-06	PAGULD SL-1 INJECTOR BANK WITH PROTECTIVE CAP (6 BANK) OUTPUT= MIN 0.131 -1.31cc, WP 127-241BAR (172), VENT 41 BAR, OUTLET 1/8NPTF



Automatic Lubrication Systems

PG-SL-1—GREASE INJECTORS

Features & Benefits





PG-SL-V—GREASE INJECTORS

The PG-SL-V Single-line Lubrication Injector seamlessly integrates into your centralised lubrication system, ensuring smooth and tailored performance.

Indicator pins give you instant operational status and the modular design allows for swift disassembly and individual part replacement, minimising downtime and maximising efficiency.



Parameters	Details
Maximum Injector Displacement	1.31 cc
Minimum Injector Displacement	0.25 cc
Maximum Working Pressure	415 bar
Minimum Working Pressure	128 bar
Recommended Working Pressure	172 bar
Pressure After Relief	70 bar
Mounting Base Inlet Interface	3/8" NPTF
Injector Outlet Interface	1/8" NPTF

PAGULD SL-V Injector Range



PART NUMBER	DESCRIPTION
PG- 904-111000-00	PAGULD SL-V SINGLE REPLACEMENT INJECTOR WITH PROTECTIVE CAP (NO BANK) OUTPUT= MIN 0.25-1.31cc, WP 128-413BAR (172), VENT 41 BAR, OUTLET 1/8NPTF
PG-904-111741-01	PAGULD SL-V INJECTOR BANK WITH PROTECTIVE CAP (1 BANK) OUTPUT= MIN 0.25-1.31cc, WP 128-413BAR (172), VENT 41 BAR, OUTLET 1/8NPTF
PG-904-111741-02	PAGULD SL-V INJECTOR BANK WITH PROTECTIVE CAP (2 BANK) OUTPUT= MIN 0.25-1.31cc, WP 128-413BAR (172), VENT 41 BAR, OUTLET 1/8NPTF
PG-904-111741-03	PAGULD SL-V INJECTOR BANK WITH PROTECTIVE CAP (3 BANK) OUTPUT= MIN 0.25-1.31cc, WP 128-413BAR (172), VENT 41 BAR, OUTLET 1/8NPTF
PG-904-111741-04	PAGULD SL-V INJECTOR BANK WITH PROTECTIVE CAP (4 BANK) OUTPUT= MIN 0.25-1.31cc, WP 128-413BAR (172), VENT 41 BAR, OUTLET 1/8NPTF
PG-904-111741-05	PAGULD SL-V INJECTOR BANK WITH PROTECTIVE CAP (5 BANK) OUTPUT= MIN 0.25-1.31cc, WP 128-413BAR (172), VENT 41 BAR, OUTLET 1/8NPTF
PG-904-111741-06	PAGULD SL-V INJECTOR BANK WITH PROTECTIVE CAP (6 BANK) OUTPUT= MIN 0.25-1.31cc, WP 128-413BAR (172), VENT 41 BAR, OUTLET 1/8NPTF
PG- 904-111714-00	PAGULD SL-V XL INJECTOR BANK WITH PROTECTIVE CAP (NO BANK) OUTPUT= MIN 0.25-5cc, WP 128-413BAR (172), VENT 69 BAR, OUTLET 1/8NPTF



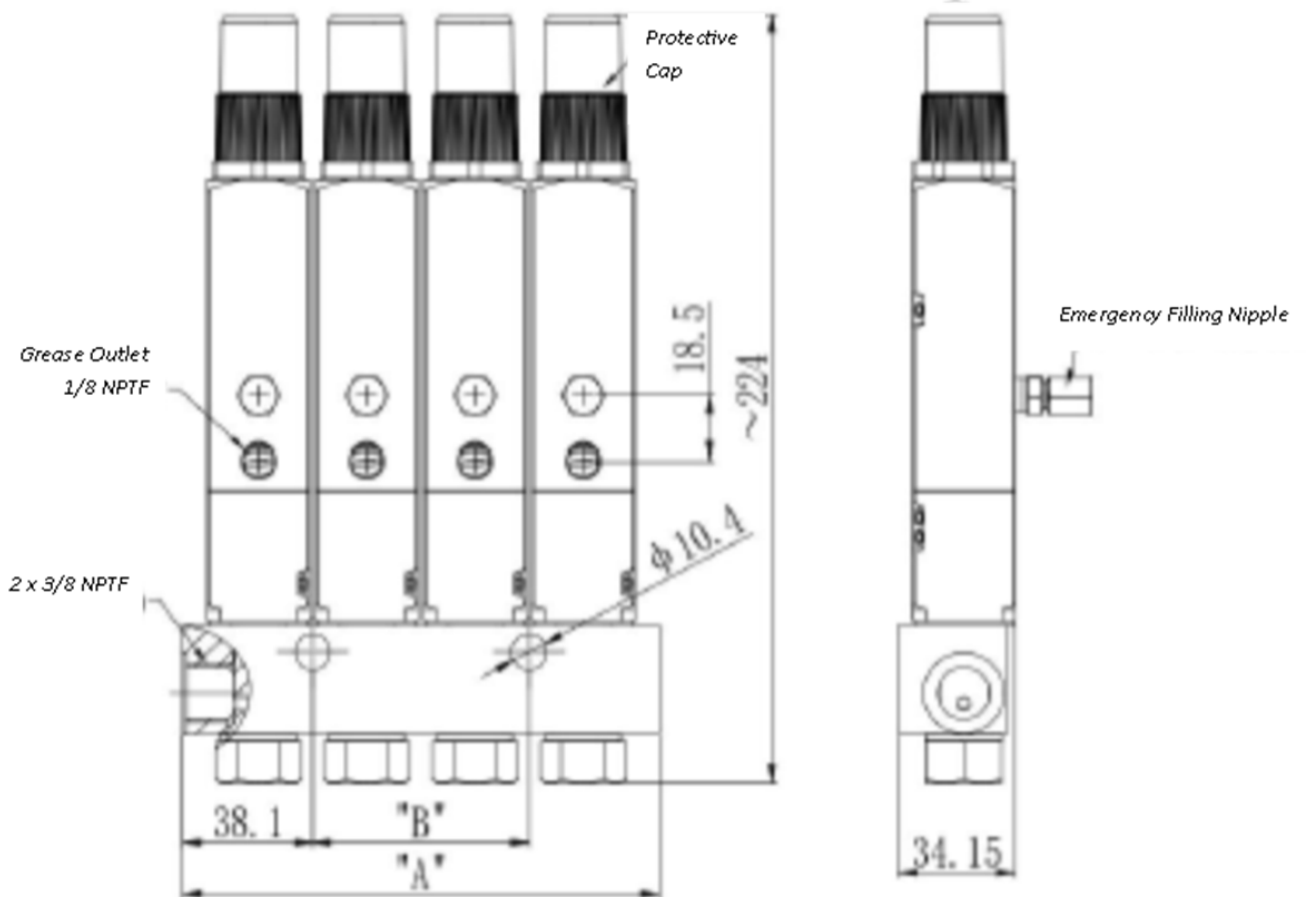
Automatic Lubrication Systems

WWW.SILVERIENG.COM | SALES@SILVERIENG.COM | 1300 766 413 | WHATSAPP +61 458 047 075



PG-SL-V—GREASE INJECTORS

Features & Benefits



Paguid
Automatic Lubrication Systems

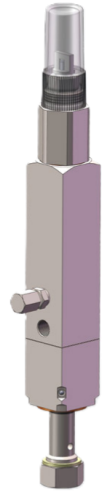




PG-SL-VXL—GREASE INJECTORS

The PG-SL-V XL series injector is suitable for single-line high-pressure centralized lubrication systems.

This series of injectors can pump NLGI2# and below greases; output displacement is adjustable, and the indicator needle allows for visual observation of the injector's working status; modular design allows for quick disassembly and replacement of individual units.



Parameters	Details
Maximum Injector Displacement	5 cc
Minimum Injector Displacement	0.25 cc
Maximum Working Pressure	413 bar
Minimum Working Pressure	128 bar
Recommended Working Pressure	172 bar
Pressure After Relief	70 bar
Mounting Base Inlet Interface	3/8" NPTF
Injector Outlet Interface	1/8" NPTF

PAGULD SL-V XL Injector Range



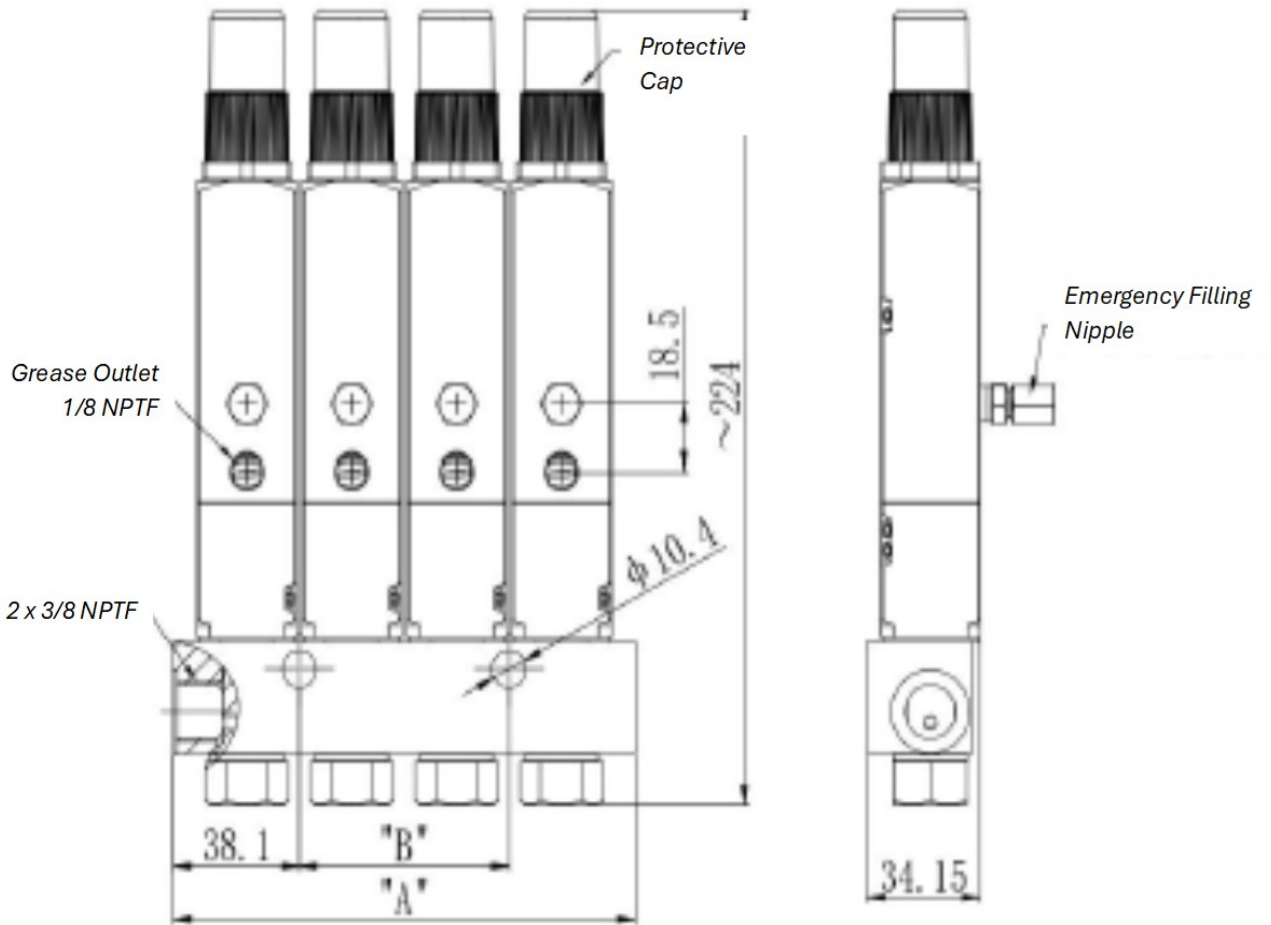
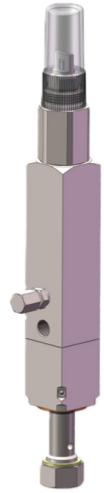
PART NUMBER	DESCRIPTION
PG- 904-111714-00	PAGULD SL-V XL SINGLE REPLACEMENT INJECTOR WITH PROTECTIVE CAP (NO BANK) OUTPUT= MIN 0.25-5cc, WP 128-413BAR (172), VENT 69 BAR, OUTLET 1/8NPTF
PG- 904-111743-01	PAGULD SL-V XL INJECTOR BANK WITH PROTECTIVE CAP (1 BANK) OUTPUT= MIN 0.25-5cc, WP 128-413BAR (172), VENT 69 BAR, OUTLET 1/8NPTF
PG- 904-111743-02	PAGULD SL-V XL INJECTOR BANK WITH PROTECTIVE CAP (2 BANK) OUTPUT= MIN 0.25-5cc, WP 128-413BAR (172), VENT 69 BAR, OUTLET 1/8NPTF
PG- 904-111743-03	PAGULD SL-V XL INJECTOR BANK WITH PROTECTIVE CAP (3 BANK) OUTPUT= MIN 0.25-5cc, WP 128-413BAR (172), VENT 69 BAR, OUTLET 1/8NPTF
PG- 904-111743-04	PAGULD SL-V XL INJECTOR BANK WITH PROTECTIVE CAP (4 BANK) OUTPUT= MIN 0.25-5cc, WP 128-413BAR (172), VENT 69 BAR, OUTLET 1/8NPTF
PG- 904-111743-05	PAGULD SL-V XL INJECTOR BANK WITH PROTECTIVE CAP (5 BANK) OUTPUT= MIN 0.25-5cc, WP 128-413BAR (172), VENT 69 BAR, OUTLET 1/8NPTF
PG- 904-111743-06	PAGULD SL-V XL INJECTOR BANK WITH PROTECTIVE CAP (6 BANK) OUTPUT= MIN 0.25-5cc, WP 128-413BAR (172), VENT 69 BAR, OUTLET 1/8NPTF





PG-SL-VXL—GREASE INJECTORS

Features & Benefits

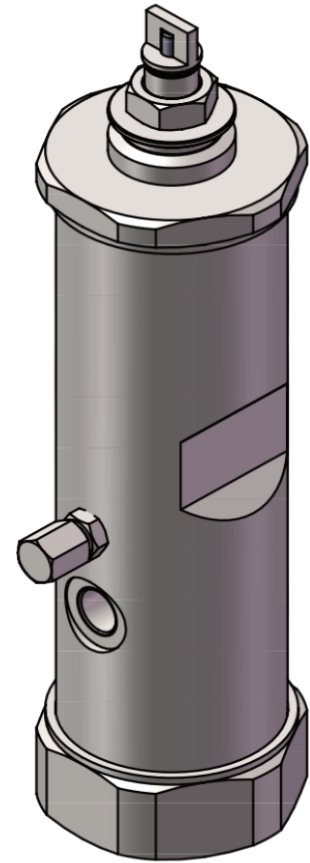




PG-SL-11—GREASE INJECTORS

The PG-SL-11 series oil injector is suitable for single line high-pressure centralized lubrication systems, and can pump grease below NLGI2 # and NLGI2 #;

The output displacement is adjustable, and the indicator needle can visually observe the working status of the oil injector; Only provided as a single unit with 1/2 NPTF inlet.



Parameters	Details
Maximum Injector Displacement	8.2cc
Minimum Injector Displacement	0.82 cc
Maximum Working Pressure	240 bar
Minimum Working Pressure	69bar
Recommended Working Pressure	172 bar
Pressure After Relief	55 bar
Installation Seat Entrance Interface Specification	1/2" NPTF
Specification of oil injector outlet interface	1/4" NPTF

PAGULD SL-11

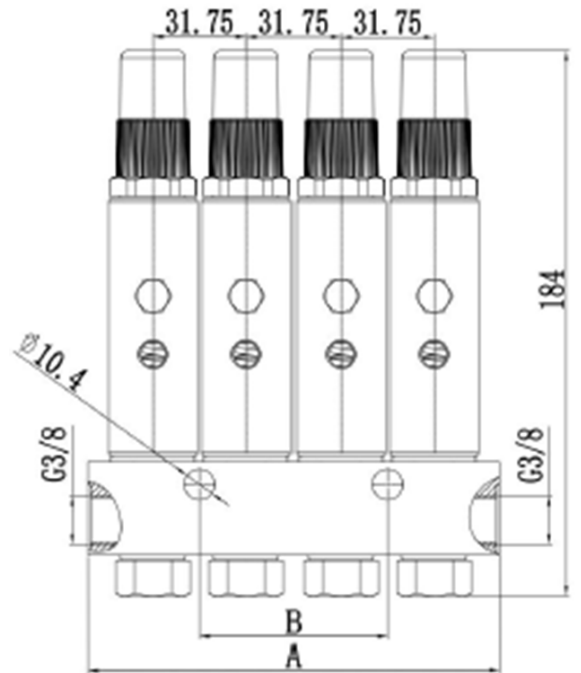


PART NUMBER	DESCRIPTION
PG- 904-104644-00	PAGULD SL-11





INJECTOR MANIFOLD BLOCKS SUITABLE FOR PG-SL1, PG-SLV & PG-SLVXL



Ports: 3/8" NPTF inlet, 1/8" NPTF injector outlets

Mounting holes: 10.3 mm diameter (for 3/8" bolts)

Material: Standard steel (optional stainless variants)

Manifold Dimensions by Number of Outlets:

- 1 outlet: 2.5 in (63 mm) width
- 2 outlets: 3.0 in (76 mm) width
- 3 outlets: 4.25 in (108 mm) width
- 4 outlets: 5.5 in (140 mm) width
- 5 outlets: 6.75 in (171 mm) width
- 6 outlets: 8.0 in (203 mm) width

PART NUMBER	DESCRIPTION
PG- 549-110020-01	PAGULD MANIFOLD BLOCK 1 OUTLET
PG- 549-110020-02	PAGULD MANIFOLD BLOCK 2 OUTLET
PG- 549-110020-03	PAGULD MANIFOLD BLOCK 3 OUTLET
PG- 549-110020-04	PAGULD MANIFOLD BLOCK 4 OUTLET
PG- 549-110020-05	PAGULD MANIFOLD BLOCK 5 OUTLET
PG- 549-110020-06	PAGULD MANIFOLD BLOCK 6 OUTLET



Automatic Lubrication Systems

